

## RANGE

### HEAVY PATTERN BIBTAPS

Patt. No.	Description	1/2"	3/4"
141	Brass Finish with crutch top	•	•
141EC	Chromium Plated with crosstop (hot or cold)	•	•
141HU	Hose Union Pattern, Brass Finish with crutch top (Suitable for use with 1/2" hose or 3/4" adaptors)	•	•
141HU FGK	Hose Union Pattern, Brass Finish with Ferrule Guard and Key (Suitable for use with 1/2" hose or 3/4" adaptors)	•	•
141HUEC	Chromium Plated Hose Union Pattern with crosstop (hot or cold) (Suitable for use with 1/2" hose or 3/4" adaptors)	•	
142HU	Bibplus, combined Bibtap with integral double check valve, hose union pattern with crutch top (Suitable for use with 1/2" hose or 3/4" adaptors)	•	
142HU FGK	Bibplus, combined Bibtap with integral double check valve, hose union pattern with Ferrule Guard and Key (Suitable for use with 1/2" hose or 3/4" adaptors)	•	

### LIGHT PATTERN BIBTAPS

Patt. No.	Description	1/2"	3/4"
701†	Brass Finish	•	•
723†	Hose Union Pattern, Brass Finish	•	•
723AT†	Hose Union Pattern, Brass Finish, Screwed 3/4" American thread on nose	•	

Note: All light pattern bibtaps are supplied with crutch top.

† Export Sales only.

## STANDARDS

Heavy Pattern Bibtaps are manufactured in accordance with BS 1010.

Light Pattern Bibtaps are manufactured to Pegler performance standards.

## MATERIAL

Pegler Bibtaps are manufactured in Forged or Cast Brass.

## PRESSURE/TEMPERATURE RATING

10 bar at 90°C (max working)

5 bar pneumatic test

## DIMENSIONS (MM)

### HEIGHT OPEN

Patt. No.	1/2"	3/4"
141/142	96	101
701/723	70	80

Centre line of inlet to top of crutch

Note: Heights for FGK and EC versions will vary slightly

### DROP

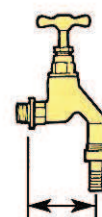
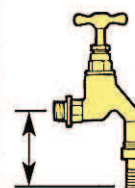
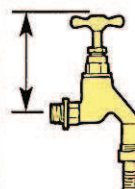
Patt. No.	1/2"	3/4"
141	16	22
141HU	61	77
142HU	76	
701	12	12
723	38	46

Centre line of inlet to outlet

### WIDTH

Patt. No.	1/2"	3/4"
141/142	65	88
701	65	71
723	75	87

Inlet flange to centre of outlet



## WEIGHTS (APPROX. KG)

Patt. No.	1/2"	3/4"
141	0.39	0.64
141HU	0.48	0.78
142HU	0.50	
701	0.21	0.33
723	0.25	0.40